

Auto pattern live

How is pattern or skip loading run in SAFE? (Applies only to SAFE v16 and below)

Answer: Pattern or skip loading is run in [SAFE](#) by defining an Auto Pattern Live [load case](#) (Figure 1), which applies area loading to each slab panel, then using the [Range-add load combination](#) to envelope response from all possible [load combinations](#). When the Load Type is Auto Pattern Live, SAFE loads each slab panel defined by the intersection of orthogonal grids with a separate automatically created pattern live load pattern. The magnitude of these load patterns is based on [the sum of all defined live and reducible live load patterns](#). These load patterns are created when an analysis is performed. The live load in these patterns is not reduced.

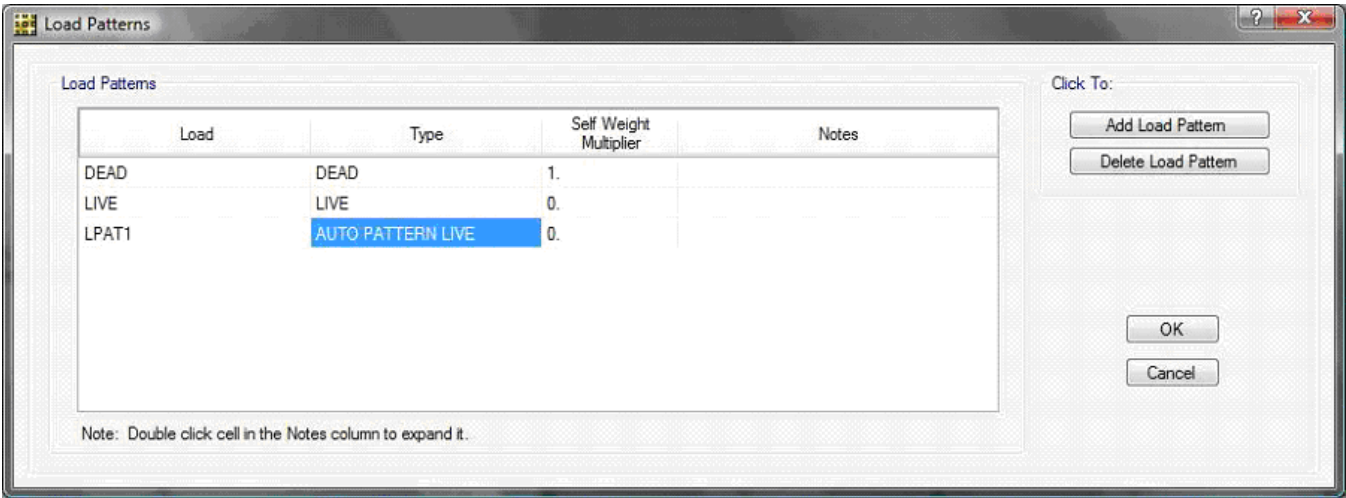


Figure 1 - Auto Pattern Live definition

For example, a slab with a 4x4 bay arrangement may be created from a template, then subjected to the Auto Pattern Live load case named LPAT1, which will generate 16 [load patterns](#), one for each slab panel. Once analysis is run, the load case may be viewed by selecting Display > Show Loads > LPAT1 > Analysis Model Load, as shown in Figure 2:

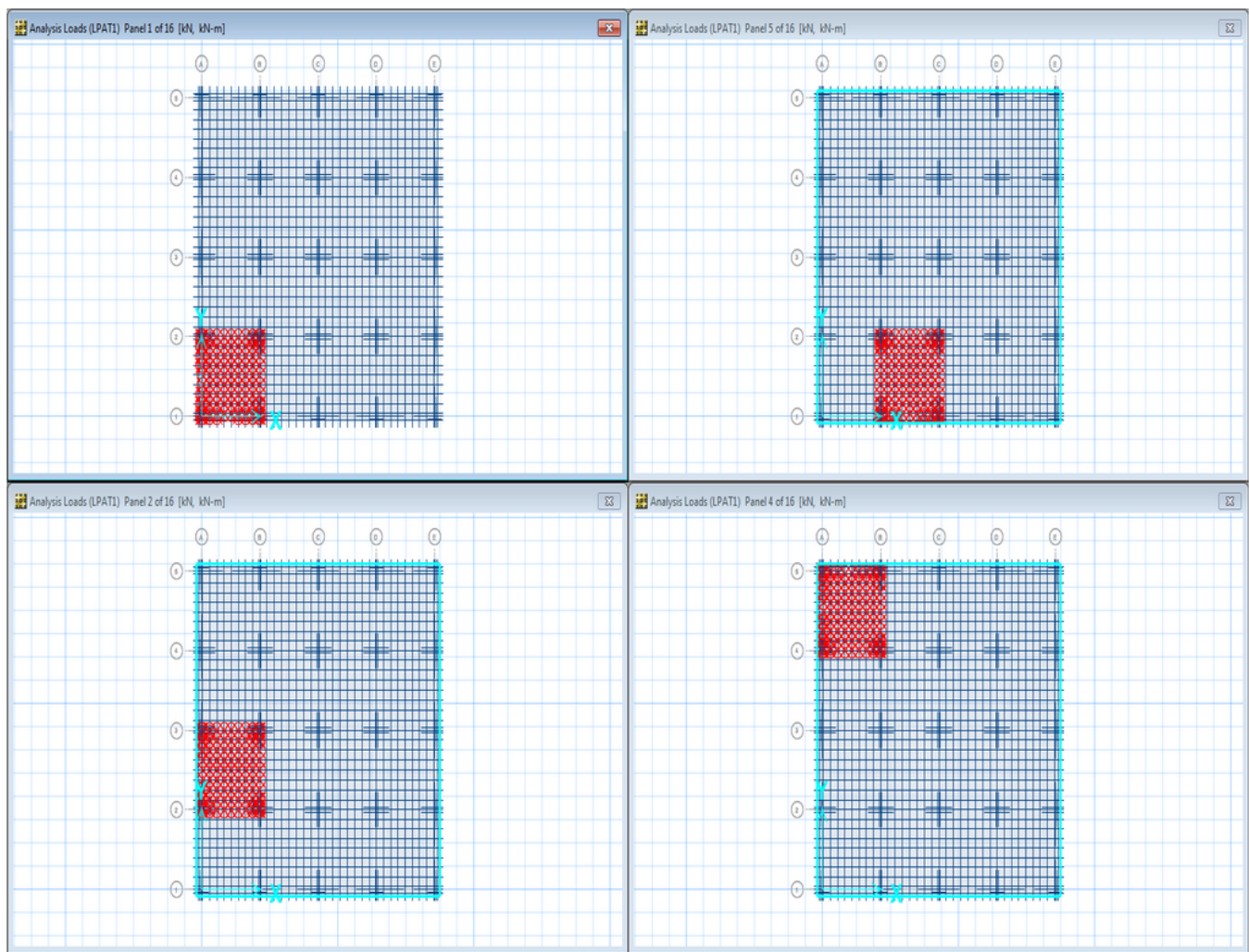


Figure 2 - Load patterns

The range-add load combination then envelopes the solution to consider all possible combinations of pattern or skip load cases which may result from the 16 load patterns. Enveloped results are shown in Figure 3:

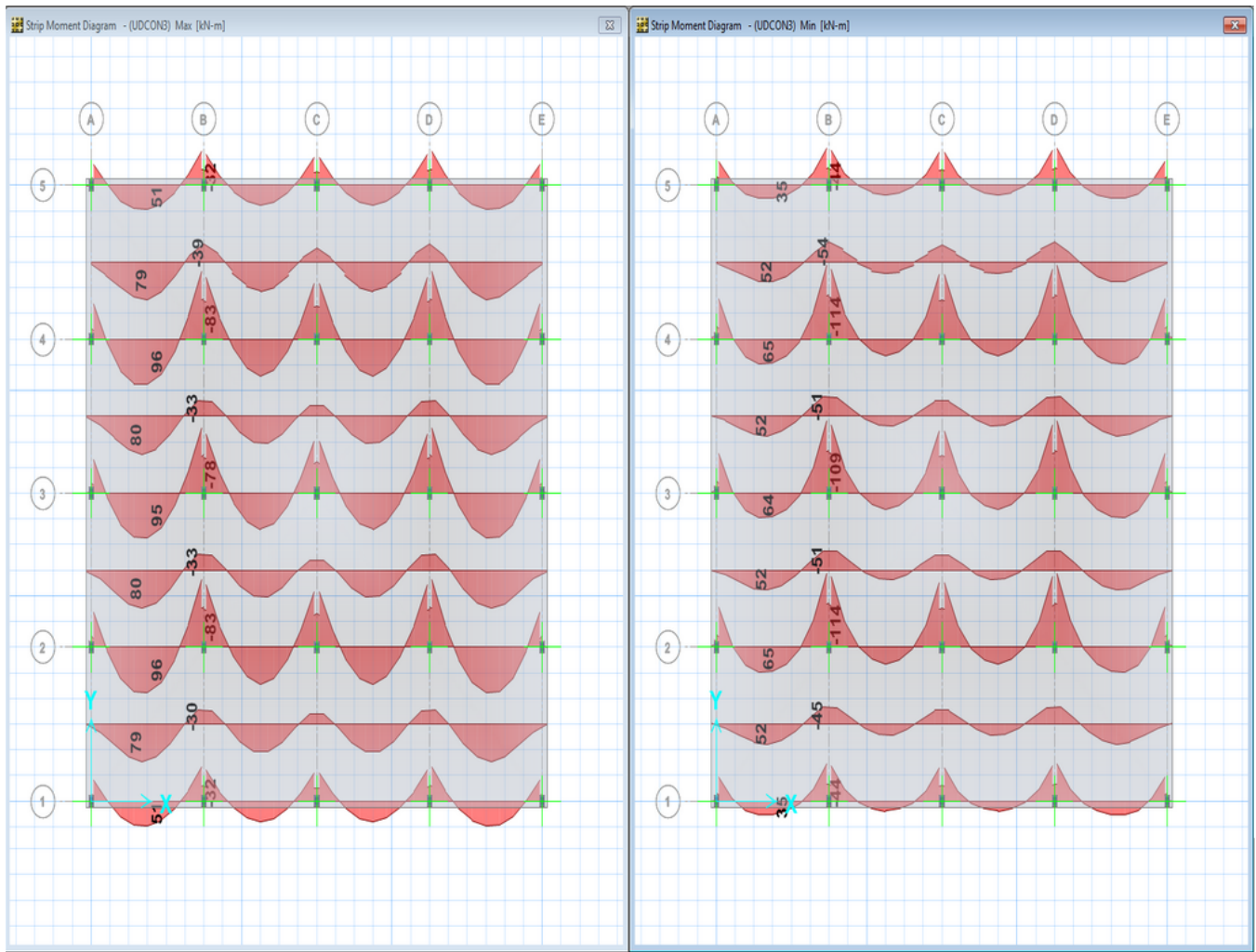


Figure 3 - Enveloped results

Slab-panel geometry is based on the Cartesian grid system. Future releases will enable automatic tracing of support objects to provide for more complex panel geometry.

Attachments

- [Auto pattern live](#) model (FDB file)